

rhea Business Line

The new *standard* for tabletop coffee machines



Elegant, smart, alive with lights, a complete range of table top machines for every location and need.

The Business Line boasts heightened performance and a sleek design that fits into even the most elegant settings.

rhea Business line

Rhea Vendors Group is proud to introduce the **rhea Business Line**, more than just an **upgrade** of the popular Family Feeling range

Because all models are equipped with variflex brewing technology, the Business Line guarantees remarkably light and delicious Italian coffee specialties like classic espresso, cappuccino and latte macchiato, or international styles like American coffee and café crème.



rhea BL eC
hi-tech meets Italian style

Slim, compact, seductive,
3 canisters for products,
plus water for tea
in the espresso version.



rhea BL grande
2 machines in one

Hybrid technology with the Xtra
canister for personalized products like
Fairtrade Instant or lactose-free
powdered milk.



rhea BL grande who
freshness you can see

The external transparent coffee bean hopper, like an open invitation to enjoy fresh-ground coffee, makes this a truly professional-quality machine.



rhea BL doppio & cup
top of the line

It can accept plastic and paper cups of 70, 73 and 80 mm in diameter, and a special cup sensor allows you to use your own personal mug.

a world of advantages

added value

touch interface

Every model in the Business Line features a touch panel.

The new interface makes the machine more fun and inviting to use, and provides a 'touch' of contemporary elegance.



design

The Business Line strikes a perfect aesthetic balance - beautiful to look at, easy to operate, with crisp graphics and seductive LED backlighting.



state of the art technologies

variflex

An adjustable brewer featuring an infusion chamber that adapts to the quantity of ground coffee required by the end user's drink selection, thereby making the optimal use of the dose.

The interaction between the mechanics and the software ensures the ideal brew pressure, which in turn means a perfect cup of coffee, every time.

instant

All the models in the Business Line can be configured to dispense instant drinks made with powdered coffee, a smart move as it speeds up the coffee-making process and simplifies cleaning.

one design,
twice the business

The rhea Business Line is designed to be compatible with our Cool machines, which dispense cold filtered water and drinks made with syrups or powders.

By offering customers a refreshing alternative to coffee, you double your business while helping people feel their best.



specialties

Thanks to our unique brewer technology, the laRhea Business Line enables you to offer a range of international coffee specialties, from Italian espresso to a long 'to-go' coffee, fresh-ground or instant, regular or decaf, premium or standard, with fresh or powdered milk, with or without lactose, and any combination thereof.

It's entirely up to you.

contained costs

Thanks to variflex and to a traditional boiler technology, the Business Line represents a convenient solution that responds to customer needs.

All machines are available with a cup station moulded in black for easy cleaning.



milk topping and fresh milk

Powdered milk, the most economical option, surprises even baristas and coffee connoisseurs with its creaminess and full flavor.

But now there's the possibility, thanks to the modul▲on cappuccino milk frothing unit, to have fresh milk steamed to creamy perfection.

a smart
business
move

a delight
for the senses

Customization

Make the Business Line your own by simply choosing from the available side panel options: black for an elegantly formal look, or white for a lively contrast.

There's also a 3.5-inch display, which you can program to broadcast different content, whether nutritional info, advertising or internal communications.

Moreover, we're happy to work with you, on request, to dress your Business Line machines in your company colors.



Color options




- All black
- Black front panel, white side trim
- Brandized (on request)

Cool

Modul◀on

The rhea COOL is designed to be paired with Business Line coffee machines, providing cold water and mixed water-based drinks. rhea COOL MIX features a menu that can include iced coffee, iced cappuccino and a yogurt drink.

A modular system that you can configure according to your specific location, available space and personal taste. Modul◀on is adaptable to any context, be it an office, break room, cafeteria, factory floor, bake shop, hotel room or reception area.... With the modul◀on concept, the options are endless!



Complete beverage station

Visually, the machines share the same elegant design, with contrasting colors that reflect their purpose - warm dark tones for hot, soothing drinks and crisp light tones for cool, refreshing drinks. They are joined by a spacer that conveys the idea of a unified, complete beverage station.

Because order makes life easier

Organize your rhea Business Line coffee station in an efficient and professional way. Modules are designed to be compatible with the machines, so there are no limits to the possibilities of customization. From different size cups to storage drawers, from extra water tanks to dispensers of fresh milk, tea bags, sugar, stirrers, lids and change giver... Whatever the needs of your company or your customers, our modul◀on system ensures that everyone will find it both easy and enjoyable to select exactly the drink and accessories they want. Every cup, every time.



Remote maintenance by telemetry

The optional service system **tm-on** enables you to have any malfunction or error message immediately checked online by your service partner. Since your machine is connected online around the clock, your service partner can promptly provide a new set up or modify your dosing values (drink menu) without having to reach you on site. tm-on is a truly ingenious remote maintenance system, designed to make your life easier.



Corpus delizioso!

The sturdy and attractive **Unibase** gives Business Line the additional feature of spatial economy.

All models can be accommodated on the **Unibase**.

There's also the option of a shelf on top, which makes it possible to place modul-on accessories closer to the machine.

The **Unibase** provides ample room for coffee, cups and accessories.

